

Q30





EXPRESS CREATE CHALLENGE

You see opportunity. If something doesn't exist, you create it. Introducing the first ever Infiniti Q30. A category-redefining premium active compact that pushes boldly past the conventional boundaries of design. But then, what else would you expect?

YOU. OUT IN FRONT. DEFINING A NEW STYLE.

The city is your stage. Infiniti Q30 puts you in the spotlight – with a stance that rises above the rest and with dramatic lines that are as expressive as you are.

ELEVATED STANCE No other 5-door compact car is as sleek and sporty with a seating position that gives you the height to stand out. The unique black lacquer trim around the wheels and lower side sills emphasise its unique stance. The ideal height provides a clearer view over traffic whilst making it easier to enter and exit the Infiniti Q30.

UNDENIABLY INFINITI The top arc of the grille mirrors the arc of the bottom to form Infiniti's signature double-arch grille. The crescent-shaped C-Pillar arcs forward from the rear window as if in perpetual motion. The Infiniti Q30 displays Infiniti's DNA in every curve, front to rear.

19-INCH SPORT WHEELS Specially designed to integrate with the athletic lines of the Infiniti Q30 Sport, the dark finish shows off its aggressive styling. Lightweight to enhance performance, they are standard on the Infiniti Q30 Sport and optional on the Infiniti Q30 Premium and Premium Tech grades.

SIGNATURE LED LIGHTING Inspired by the human eye, the trademark Infiniti light shape can be seen from both the front and the side. It is echoed in the taillamps for a definitive character from every angle.



DYNAMIC LINES A rising and dipping shoulder line runs the entire length of the Infiniti Q30. The deep, sharp curves on the doors are so dramatic, engineers had to develop a new type of 3D manufacturing process to produce them. Infiniti Q30 looks like nothing else on the streets.

THE NEW FEEL OF NONCONFORMITY

On every surface inside, you'll find high-quality softness from the same kinds of premium materials found on your favourite luxury goods.

SUEDE-LIKE SOFTNESS Developed in Italy by the high-fashion industry for use on surfaces you touch often – like the lining in purses and shoes – this non-solvent, recycled material imparts a suede-like feel to the front pillars and headliner.¹

TESTED TOUCH With hundreds of people around the world we searched to find a texture that was most pleasing to the fingertip. We then crafted Sofilez to meet that requirement. When quality is important and durability essential, you'll find it – the centre arm rest is just one example.

NAPPA LEATHER This genuine leather is selected for its exceptional, clothing-quality softness. We use it beyond obvious places such as the seating surfaces but also on the dash.¹



THE NEW SHAPE OF INDIVIDUALITY

Shapes that flow naturally in beautiful asymmetry create an inviting interior that is fresh and unique. This is design with a new view.

FIRST IMPRESSIONS From the driver's seat, the intersecting curves of the interior are refreshingly dynamic, but our designers know that your first view happens before you ever sit down. They designed it to be breathtaking the moment you open the door, from the side view, as well as head on.

DESIGNED IN MOTION When you're in the Q30, you're driving – and that's why our design director had his team push him around in the courtyard while he sat in a mockup of the interior. The movement of light had to be perfect on every surface.



IT'S YOUR STATEMENT. BE BOLD.

As unique as the Infiniti Q30 may be, you can refine it to reflect the true you. Choose from three designer colour combinations that are as personal as your style and as unique as your individual expression.¹

CITY BLACK Sophisticated urbanity in black and purple. It features purple stitching on the black leatherette and Alcantara® seating surfaces, armrests and dashboard insert. Purple accents are also found on the wheels, kicking plates and key fob to complement the look.¹

CAFÉ TEAK Casual, but nothing less than refined. Classic material meets modern reinvention with black stitching on chocolate Nappa leather upholstery and stainless steel kicking plates.¹

MATCHING WHEELS The interior design colour combinations are extended to the exterior with unique 18- or 19-inch wheels with colour-matched accents. Their machined surfaces are enhanced with a special laser etching process exclusive to Infiniti that uses a unique laser treatment to literally sculpt the purple or red accent colour on the wheel with never-before-seen precision.¹



GALLERY WHITE Designed to be the purest white leather available for possibly the purest expression of your style, it's been accented with red stitching for a fearless look. Hints of red are also found on the key fob, wheels and kicking plates.¹

IN TOUCH WITH YOUR CONNECTED WORLD

*Infiniti InTouch™ makes your world flow.
Your life is mobile, and Infiniti InTouch™¹
seamlessly brings your world into your car.
Stay ahead and in contact with your voice,
text, email, calendar, navigation and music.*

A PREMIUM CONNECTION Every time you get into your Infiniti Q30, connect with technology that responds like the technology you hold in your hand. After you connect your compatible smartphone, Infiniti InTouch™ brings your world into your car, allowing you to read email or text, listen to your playlist, navigate unfamiliar streets or call your friends.¹

MORE OF YOUR WORLD Personalise your Infiniti Q30 to keep you moving ahead instead of catching up. Sync to a selection of apps from your compatible smartphone to your car so you can access your email, calendar, and search capabilities.¹

ADJUSTS TO YOU Infiniti InTouch™ delivers an intuitive experience right from your driver's seat in the manner that best suits you. Once your compatible smartphone is connected, you can interact with the state-of-the-art system however you find easiest – through the 7-inch colour touchscreen, Infiniti Controller or voice command.¹



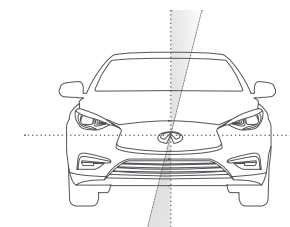
PLUG-IN CONVENIENCE Two USB ports give you twice the opportunities. Get instant access to your music library. Charge your smartphone. Listen to tunes on a USB stick or drive. An optional 10-speaker Bose® audio system will transform your Infiniti Q30 into a mobile sound studio.

BLUETOOTH® STREAMING AUDIO Turn your compatible Bluetooth®-enabled smartphone into a source of music, and listen to your top playlists over the Infiniti Q30 audio system.

HANDS-FREE VERSATILITY With the Infiniti Bluetooth® Hands-free Phone System, you can make and receive wireless calls using voice recognition. No fumbling. No need for a headset. Just press a button on the steering wheel.

QUICK RESPONSES FOR THE URBAN STREETS

Obstacles and opportunities come up fast in the city. The Infiniti Q30 empowers you to respond with finely tuned handling that is as agile as it is smooth.




STABLE CORNERING

SHARPNESS WITH SMOOTHNESS Sporty yet forgiving, you can feel the attention paid to tuning the Infiniti Q30 shock absorbers. They hold the Infiniti Q30 tight and stable as you take turns whilst softening rough pavement and cobblestone, for a rare balance of responsive handling with a smooth ride. Engineers even reduced suspension noise so it sounds smooth.

FINE-TUNED STEERING The Infiniti Q30 was made to thrive in the fast-paced challenges of urban driving. A little turn of the wheel results in a big response with little effort, so it's always easy.

SPORT SUSPENSION In the Infiniti Q30 Sport 2.0 Turbo and 2.2 Diesel, reflexes are sharpened and the look is more aggressive, thanks to a lower and firmer suspension. It is paired with larger brakes and drilled front discs that stay cooler for better stopping performance.¹

SEAT DESIGN You connect to your Infiniti Q30 through the steering wheel and your seat. The driver seat's design is based on zero gravity research to provide maximum spinal support and reduce the pressure on muscles, so it supports you where you need it whilst also reducing fatigue on long drives.



EVERY SENSE IS HEIGHTENED AND QUICKENED

From the feel of acceleration to the song of the engine, we've amplified the experience of power and sound motion in the Infiniti Q30.

PETROL

With two different turbocharged petrol engines to choose from, select optimal power, optimal mileage or a combination of the two that makes the most sense for the way you drive.

2.0
TURBO | 1.6
TURBO

DIESEL

For superb efficiency, economy and durability, these proven diesel engines provide a remarkably quick response to throttle and a long flat torque curve for highway performance.

1.5
TURBO | 2.2
TURBO

DUAL CLUTCH TRANSMISSION Shift delays are now an artefact of history. With one clutch for even gears and another for odd, the next gear is already pre-selected. The result is smooth gear changes you'll interpret as pure, clean power.¹

SHARP SHIFTING Paddle shifters on the steering wheel give you fingertip control over gear selection. The speedy shifting of the Dual Clutch Transmission (DCT) feels even faster when you never take your hands from the wheel to change gears.¹

A CONTINUOUS SWELL Acceleration Swell is our vision of power. By precisely tuning the engine to utilise torque over a broader rev range, the force you feel seems to provide a limitless emotional experience.

INTUITIVE TRACTION The available All-Wheel Drive system infinitely adjusts for better traction by sending anywhere from 0 to 50% of the power to the rear wheels when you need it. And it's lightweight, so you get added control without sacrificing efficiency.

DRIVE MODE SELECTOR Adjust your driving experience to fit the moment. Whether you want efficiency, smoothness or sportiness, select Manual, ECO or Sport mode to fine-tune your performance to your needs.¹



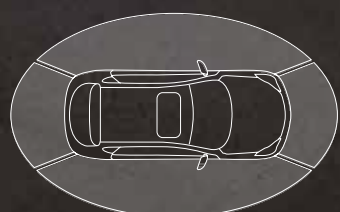
EASY TO PARK FROM ANY ANGLE

No other vehicle in its class offers this combination of innovations and parking assistance technologies. It is engineering that intuitively extends your ability to manoeuvre in and around tight spaces.

SEE EVERY SIDE Gain a new perspective on what's around you. With the Around View Monitor with Moving Object Detection and Front and Rear Parking Sensor System,^{1,2} four cameras and one virtual 360° view from above make it easy to see and manoeuvre in even the tightest spaces.

MOVING OBJECT DETECTION¹ The four cameras not only give you an unprecedented view, they keep watch as well. An audible alert is given when a stationary or moving object is detected behind you or close by, and the appropriate camera is highlighted to show you which side.

AUTOMATIC PARK ASSISTANCE¹ Using a combination of 12 sensors, this system will determine if the parking area is large enough. Simply press a button to confirm, and operate the accelerator and brake pedals. The Q30 will park itself safely – in parallel or reversing-in parking spots.



12
SENSORS

360°
VIEW

4
CAMERAS

MASTER THE WAY YOU MOVE THROUGH TRAFFIC

Whether the roads are clear, chaotic or constantly changing, intelligent technologies help guide you through the action.



KNOW YOUR WAY Find your way through busy streets and unfamiliar territory. Infiniti InTouch™ with Navigation¹ lets you choose a view that's most intuitive to you – a 2D overhead view or a 3D Birdview perspective. You can even search for a destination without knowing the specific name or category, then save it to start your journey.

MAINTAIN YOUR LANE The Lane Departure Warning¹ monitors lane markings and will warn you visually, audibly and physically – as a vibration through the steering wheel – so you can correct your line before you leave your lane.

MANAGE YOUR PACE Set your desired speed and distance, and Intelligent Cruise Control (Full-Speed Range)¹ will automatically adjust your speed in slowing traffic, all the way to a complete stop. Once the way clears, Intelligent Cruise Control will bring you back up to your preset speed.

SEE THE SIGNS The traffic sign recognition³ uses a camera to watch for posted speed limits and give you a reminder in the instrument panel. Helping you remain aware, and stay in command.¹





PREPARED FOR

WHAT YOU CAN'T SEE

RECOGNISING DANGER Forward Collision Warning⁴ looks ahead for the vehicle in front. If you're closing in too quickly, the system will warn you visually and audibly.

ASSISTED BRAKING Forward Collision Stop adds another dimension of security. It detects vehicles in the lane ahead of you. If you need to brake, it will push up the accelerator pedal and apply the brakes to help minimise or even prevent a collision.

HELPING STAY IN CONTROL Vehicle Dynamic Control (VDC) compares actual vehicle cornering to the driver's input. If the system senses oversteer or understeer, VDC adjusts engine power and applies appropriate braking to individual wheels to help correct the problem and keep the Infiniti Q30 on the intended path.

BETTER DIRECTIONAL STABILITY WHILST STOPPING Electronic Brake Force Distribution adjusts the amount of pressure applied to the front and rear wheels to improve braking performance and reduce front-end dive.

SENSES WHERE YOU CAN'T SEE The Blind Spot Warning System^{1,5} uses sensors to help alert you to a vehicle detected entering the blind spot area in an adjacent lane and helps you avoid it. First, the warning light illuminates. Then, if you begin moving toward the occupied lane, a warning sounds.

ENHANCED PROTECTION Includes dual-stage front air bags, front seat-mounted side-impact air bags and roof-mounted curtain side-impact air bags. Knee air bags for the driver help provide an additional measure of safety in a front or rear collision.

STRONGER AND LIGHTER High- and ultra high-strength steel is used in critical areas, such as the roof pillars, floor and roof crossmembers, door beams and various reinforcements to enhance your safety in case of a collision.

REDUCING FORCE In the event of a collision, advanced front and rear crumple zones deform gradually to help absorb the energy of the impact before it reaches the passenger cabin.

PREPARED FOR



WHAT YOU CAN'T AVOID

MAKE IT UNIQUELY YOURS

EXTERIOR COLOURS



INTERIOR COLOURS AND MATERIALS



DESIGNER COLOUR COMBINATIONS



INTERIOR TRIMS



ALLOY WHEELS



18" LIGHT ALLOY WHEELS WITH 5 DOUBLE-SPOKES, 235/50R18 TYRES



18" RESURFACED LIGHT ALLOY WHEELS WITH 5 DOUBLE-SPOKES, 235/50R18 TYRES



18" RESURFACED LIGHT ALLOY WHEELS WITH 5 DOUBLE-SPOKES AND PURPLE ACCENTS, 235/50R18 TYRES



18" RESURFACED LIGHT ALLOY WHEELS WITH 5 DOUBLE-SPOKES AND RED ACCENTS, 235/50R18 TYRES



19" LIGHT ALLOY WHEELS WITH 5 DOUBLE-SPOKES, 235/45R19 RUN FLAT TYRES



19" RESURFACED LIGHT ALLOY WHEELS WITH 5 DOUBLE-SPOKES AND PURPLE ACCENTS, 235/45R19 RUN FLAT TYRES

DISCLAIMERS

INFINITI Europe, Division of Nissan International SA, CH-550-1047524-0, Z.A. La Pièce – Bât. B2, Route de l'Etraz, 1180 Rolle, Switzerland

This brochure is intended for general descriptive and informational purposes only. It is subject to change and does not constitute an offer, representation or warranty (express or implied) by INFINITI Europe. Before relying on this brochure to make a purchase decision, interested parties should directly contact the Infiniti Centre to confirm the accuracy of any information given herein and how it relates to a specific vehicle. INFINITI Europe reserves the right to make changes, at any time, without prior notice, in prices, colours, materials, equipment, specifications and models and to discontinue models or equipment. Due to continuous product development and other pre- and post-production factors, the actual vehicle, materials and specifications may vary from this brochure. Some vehicles are shown with optional equipment. See the actual vehicle for complete accuracy. Availability and delivery times for particular models or equipment may vary. Specifications, options and accessories may differ in other countries. For additional information on availability, options or accessories, contact your Infiniti Centre.

Infiniti has taken care to ensure that the colour swatches presented here are the closest possible representations of actual vehicle colours. Swatches may vary slightly due to the printing process and whether viewed in daylight, fluorescent or incandescent light. Please see the actual colours at your local Infiniti Centre.

1 Available on selected models and/or at extra cost. 2 Moving Object Detection cannot completely eliminate blind spots and may not detect every object. Moving Object Detection operates at vehicle speeds below 5mph (8km/h). Always check surroundings and turn to look behind you before moving vehicle. 3 Only available in combination with Infiniti InTouch navigation system 4 FCW is intended to warn you before a collision occurs; it cannot prevent a collision. Speed limitations apply. Always drive safely. 5 Blind Spot Warning is not a substitute for the driver following proper lane change procedures. The system will not prevent contact with other vehicles or accidents. It may not detect every vehicle or object around you.

Bose is a registered trademark of the Bose Corporation. Alcantara is a registered trademark of Alcantara S.p.A.

DESIGN PACKS

Design Packs add the final touch of inspiration to complete the look of your Infiniti Q30.

THE INTERIOR DESIGN PACK adds thoughtful and comforting refinements inside your Infiniti Q30. Floor mats that match the cabin are the perfect complement. Every time you open the door, illuminated entry guards warmly welcome you with their glow. And the reversible trunk liner protects the trunk in attractive style.



① **ILLUMINATED ENTRY GUARDS**
Designed to protect the entrance. Also provide illumination when opening the door.



② **REVERSIBLE TRUNKLINER**
One side is cloth. The other has a washable, non-slip texture to help secure objects in the trunk.



③ **PREMIUM TEXTILE MATS**
Protect your carpet while adding to the interior's style and feel.

THE EXTERIOR DESIGN PACK brings athletic inspiration to the outside of the vehicle. Carbon-look side sills and mirror caps further define and enhance the pro-sport profile of Infiniti Q30. The chrome trunk finisher complements the purple or red front bumper finisher. Together, they complete the singular look of your Infiniti Q30.



① **BUMPER FINISHER**
Adds to the vehicle's street presence and amplifies its athletic attitude. In red or purple.



② **CARBON LOOK SIDE SILLS**
Boost the vehicle's sporty look by drawing attention to its powerful stance.



③ **CHROME TRUNK FINISHER**
Enhances the vehicle's elegantly sculpted rear profile.



④ **CARBON LOOK MIRROR CAPS**
Further enhance and define the athletic presence of the vehicle.



DRIVEN BY DESIRE

Design doesn't answer to logic, it answers to the heart. It begins with the artist drawing a simple line, curve or shape and loving something in it that must be fully expressed. To Infiniti, design is more than a passion, it is part of our business DNA.

WHEN A BRAND IS LED BY DESIGN, that becomes the brand's way of communicating. Every vehicle gives voice to that language through the harmony of striking lines, liquid curves and muscular stance. Proprietary elements, including the double arch grille and crescent cut, distinctly express the Infiniti design-led approach to product development and business vision. Fuelled by the power of design, an Infiniti concept car is a glimpse into tomorrow as it develops from being a sketch on the artist's table to taking its rightful place on the road.



Q80 Inspiration



QX30 Concept



In synthesis with powerful design, purity of form rises above style. Through sweeping lines and arching curves, the thing we place above all else is the artist. His sense of the future.

ALFONSO ALBAISA
INFiniti DESIGN DIRECTOR

Q60 Concept

UNDENIABLE PRESENCE. UNFORGETTABLE EXPERIENCE.

The Infiniti vehicle range defies convention and redefines the premium segment through empowering technologies and expressive design.

ESTABLISHED IN 1989, Infiniti has now grown to include saloons, coupés, convertibles, crossovers and SUVs in its line-up and spans 50 countries worldwide. Infiniti is unique and distinctive – not trying to be all things to all people, but everything to some people. At the heart of the Infiniti brand is a history of human attentiveness where the belief that the total ownership experience is much more important than just the car itself, coupled with a commitment to delivering a more empowering, more assured and more exhilarating driving and ownership experience.

INFINITI HAS COME to be recognised as a brand that delivers expressive and striking car design. A distinctive design crafted by human hand and delivered with a powerful and daring presence on the road. This, combined with an obsessive attention to detail and precision engineering, all contribute to the feeling that to drive an Infiniti is something special.



FEATURES

	SE	Premium	Premium City Black	Premium Tech	Premium Tech Gallery White	Premium Tech Café Teak	Sport	Sport City Black	Business Executive
PERFORMANCE									
Stop Start system	■	■	■	■	■	■	■	■	■
Diesel Particulate Filter (DPF) (diesel engines only)	■	■	■	■	■	■	■	■	■
Eco mode switch (DCT only)	■	■	■	■	■	■	■	■	■
Speed sensitive power steering assistance	■	■	■	■	■	■	■	■	■
Sport brakes (2.0t and 2.2d engine only)	–	–	–	–	–	–	■	■	–
Sport suspensions (2.0t and 2.2d engine only)	–	–	–	–	–	–	■	■	–
SAFETY AND SECURITY									
Rear parking sensors	■	■	■	–	–	–	■	–	■
Lane Departure Warning (LDW)	–	■	■	■	■	■	■	■	■
Ultrasonic alarm system	■	■	■	■	■	■	■	■	■
4-wheel Anti-lock Braking System (ABS), Electronic Brake force Distribution (EBD), Traction Control System (TCS) and Vehicle Dynamic Control (VDC)	■	■	■	■	■	■	■	■	■
Forward collision warning and stop	■	■	■	■	■	■	■	■	■
Tyre Pressure Monitoring System (TPMS) – warning	■	■	■	■	■	■	■	■	■
Hill start assist	■	■	■	■	■	■	■	■	■
Adaptive brake assist	■	■	■	■	■	■	■	■	■
Electronic parking brake	■	■	■	■	■	■	■	■	■
Immobilizer	■	■	■	■	■	■	■	■	■
Central locking	■	■	■	■	■	■	■	■	■
7 airbags (front driver and passenger, front hip-thorax side, front-to-rear curtain, driver’s knee)	■	■	■	■	■	■	■	■	■
Rain sensing wipers	–	■	■	■	■	■	■	■	■
Auto dimming rear view mirror	–	■	■	■	■	■	■	■	■
Auto dimming driver door mirror	–	■	■	■	■	■	■	■	■
Heated windscreen washer jets	■	■	■	■	■	■	■	■	■
LED daytime running light	■	■	■	■	■	■	■	■	■
Cruise control	–	■	■	■	■	■	■	■	■
Speed limiter	–	■	■	■	■	■	■	■	■
WHEELS									
18" light alloy wheels with 5 double-spokes, 235/50R18 tyres	■	■	–	■	–	–	–	–	■
18" resurfaced light alloy wheels with 5 double-spokes, 235/50R18 tyres	–	□	□	□	□	□	–	–	–
18" resurfaced light alloy wheels with 5 double-spokes and purple accents, 235/50R18 tyres	–	–	□	–	–	–	–	–	□
18" resurfaced light alloy wheels with 5 double-spokes and red accents, 235/50R18 tyres	–	–	–	–	□	–	–	–	–
19" light alloy wheels with 5 double-spokes, 235/45R19 run flat tyres	–	□	□	□	□	□	■	–	–
19" resurfaced light alloy wheels with 5 double-spokes and purple accents, 235/45R19 run flat tyres	–	–	–	–	–	–	–	■	–
EXTERIOR									
Solid paint	■	■	■	■	–	■	■	■	■
Metallic paint	□	□	□	□	■	□	□	□	□
Satin chrome roof rails	□ ²	□	□	□	□	□	□	□	□
Privacy glass for rear windows and tailgate	□ ²	□	■	□	■	■	□	■	■
Black lacquer side sills	■	■	■	■	■	■	–	–	■
Body coloured side sills	–	–	–	–	–	–	■	■	–
Front grille sport design	–	–	–	–	–	–	■	■	–
Purple insert on key fob	–	–	■	–	–	–	–	■	■
Red insert on key fob	–	–	–	–	■	–	–	–	–
Black lacquer fog-lamp finishers	–	■	■	■	■	■	■	■	■
Body coloured exterior door handles	■	■	■	–	–	–	■	–	■
Black lacquer wheel arch mouldings	■	■	■	■	■	■	■	■	■
Black lacquer roof-side spoiler	■	■	■	■	■	■	■	■	■
Satin chrome window trim	■	■	■	■	■	■	■	■	■
Front bumper sport design	–	–	–	–	–	–	■	■	–
Rear bumper sport design diffuser	–	■	■	–	–	–	■	■	–
Halogen headlights	■	■	–	–	–	–	–	–	–
Adaptive Front-lighting System (AFS)	–	–	■	■	■	■	■	■	■
Smart beam (auto high/low beam)	–	–	■	■	■	■	■	■	■
LED auto-level headlights	–	–	■	■	■	■	■	■	■
LED front fog lamps	–	■	■	■	■	■	■	■	■

	SE	Premium	Premium City Black	Premium Tech	Premium Tech Gallery White	Premium Tech Café Teak	Sport	Sport City Black	Business Executive
EXTERIOR (continues)									
LED rear combination lights	■	■	■	■	■	■	■	■	■
Automatic headlight activation	■	■	■	■	■	■	■	■	■
Dual rectangular dark chrome exhaust finishers	–	–	–	–	–	–	■	■	–
Dual rectangular chrome exhaust finishers	–	■	■	■	■	■	–	–	■ ⁴
Black door mirrors with LED turning signal	–	–	–	–	–	–	■	–	–
Satin silver door mirrors with LED turning signal	–	–	■	–	■	■	–	■	■
Body colour door mirrors with LED turning signal	■	■	–	■	–	–	–	–	–
Heated and electrically adjustable exterior mirrors with power folding	–	■	■	■	■	■	■	■	■
Heated and electrically adjustable exterior mirrors with manual folding	■	–	–	–	–	–	–	–	–
Puddle lamps on door mirrors	■	■	■	■	■	■	■	■	■
TECHNOLOGY-ON-BOARD									
Touch screen infotainment system (LCD VGA 7")	■	■	■	■	■	■	■	■	■
Voice recognition system	■	■	■	■	■	■	■	■	■
Bluetooth® audio streaming with phone book functionality	■	■	■	■	■	■	■	■	■
Keyless entry system and chromed door handles	–	–	–	■	■	■	–	–	–
Infiniti drive mode selector (DCT only)	■	■	■	■	■	■	■	■	■
Rear view camera with front and rear parking sensors with display	–	–	–	■	■	■	–	–	–
Infiniti InTouch navigation system	–	□	■	□	□	□	□	■	■
– Infiniti InTouch									
– DAB digital radio									
– Traffic sign recognition									
Safety pack (for DCT transmission) ¹	–	–	–	□	□	□	–	–	–
– Blind Spot Warning (BSW)									
– Automatic park assistance with Around View Monitor (AVM) and Moving Object Detection (MOD)									
– Intelligent Cruise Control (ICC)									
Safety pack (for manual transmission) ¹	–	–	–	□	□	□	–	–	–
– Blind Spot Warning (BSW)									
– Automatic park assistance with Around View Monitor (AVM) and Moving Object Detection (MOD)									
Tech pack	□ ²	□ ¹	□	–	–	–	–	■	□
– Automatic park assistance with Around View Monitor (AVM) and Moving Object Detection (MOD)									
– Rear view camera with front and rear parking sensors with display									
– Keyless entry system and chromed door handles									
COMFORT									
Attraction light	–	–	■	■	■	■	–	■	■
Glass roof with electric sunshade	□	□	□	□	□	□	□	□	□
Single zone manual air conditioning	■	–	–	–	–	–	–	–	–
Automatic air conditioning with dual zone climate control and rear vent centre console	□ ³	■	■	■	■	■	■	■	■
Front and rear, one touch up and down, electric window	■	■	■	■	■	■	■	■	■
Front passenger footwell net	■	■	■	■	■	■	■	■	■
Front centre armrest	■	■	■	■	■	■	■	■	■
AUDIO									
BOSE® Premium audio system	–	□	□	□	□	□	□	□	–
AM/FM audio system with single CD player	■	■	■	■	■	■	■	■	■
6 speaker sound system	■	■	■	■	■	■	■	■	■
2 USB ports with smart phone and iPod connectivity	■	■	■	■	■	■	■	■	■
Active Noise Cancellation (ANC) for 2.2d engine	■	■	■	■	■	■	■	■	■
INTERIOR									
Wood inserts in door panels and centre cluster	–	–	–	■	–	■	–	–	–
Black Lacquer interior trim	■	■	■	–	■	–	■	■	■
Headliner in Dinamica	–	–	–	■	■	■	■	■	–
Multifunction steering wheel	■	■	■	■	■	■	–	–	■
Multifunction steering wheel with flat bottom	–	–	–	–	–	–	■	■	–
Leather steering wheel and gear shift lever	■	■	■	■	■	■	■	■	■
Manual reach and rake adjustment for steering column	■	■	■	■	■	■	■	■	■

¹ Only available in combination with Infiniti InTouch navigation system

² Only available in combination with Business pack

³ Standard feature in the Business pack

⁴ Only available in combination with 2.2d engine

■ Standard (no additional cost)

□ Optional (at a cost)

– Not available

	SE	Premium	Premium City Black	Premium Tech	Premium Tech Gallery White	Premium Tech Café Teak	Sport	Sport City Black	Business Executive
INTERIOR (continues)									
Nappa leather dashboard finisher	-	-	-	■	■	■	-	-	-
Alcantara® dashboard finisher	-	-	■	-	-	-	■	■	■
Leatherette dashboard finisher	■	■	-	-	-	-	-	-	-
Aluminium kicking plates	-	-	-	-	-	■	-	-	-
Aluminium kicking plates with red insert	-	-	-	-	■	-	-	-	-
Aluminium kicking plates with purple insert	-	-	■	-	-	-	-	■	■
Aluminium pedals	-	-	-	-	-	-	■	■	-
SEATS									
Height adjustment on driver and front passenger seat	■	■	■	■	■	■	■	■	■
Cloth seat facings	■	■	-	-	-	-	-	-	-
Chocolate nappa leather seats with graphite inserts and black stitching	-	-	-	-	-	■	-	-	-
White nappa leather seats with graphite inserts and red stitching	-	-	-	-	■	-	-	-	-
Part Alcantara®, part leatherette seat facings	-	-	-	-	-	-	■	-	-
Nappa leather seat facings	-	-	-	■	-	-	-	-	-
Part Alcantara®, part leatherette seat facings with purple stitching	-	-	■	-	-	-	-	■	■
Front seats with sport design and integrated headrest	-	-	-	-	-	-	■	■	-
Power front seats adjustment with memory	-	-	-	■	■	■	-	-	-
Key with driver seat position memory	-	-	-	■	■	■	-	-	-
Driver's power lumbar support	-	■	■	■	■	■	■	■	■
Heated front seats	-	■	■	■	■	■	■	■	■
Rear centre armrest with cup holder	-	-	-	■	■	■	-	-	-
ISOFIX seat mounting points in the rear seats	■	■	■	■	■	■	■	■	■
40/60 split-folding rear seats	■	■	■	■	■	■	■	■	■
Ski hatch	-	-	-	■	■	■	-	-	-
TRUNK AREA									
Tyre repair kit	■	■	■	■	■	■	-	-	■
OPTION PACKS									
Business pack	□	-	-	-	-	-	-	-	-
– Automatic air conditioning with dual zone climate control and rear vent centre console									
– Heated and electrically adjustable exterior mirrors with power folding									
– Black lacquer fog-lamp finishers									
– LED front fog lamps									
– Dual rectangular chrome exhaust finishers (2.2d engine only)									
– Lane Departure Warning (LDW)									
– Rain sensing wipers									
– Auto dimming rear view mirror									
– Auto dimming driver door mirror									
– Driver's power lumbar support									
– Heated front seats									
– Cruise control									
– Speed limiter									
– Infiniti InTouch navigation system									
– DAB digital radio									
– Traffic sign recognition									

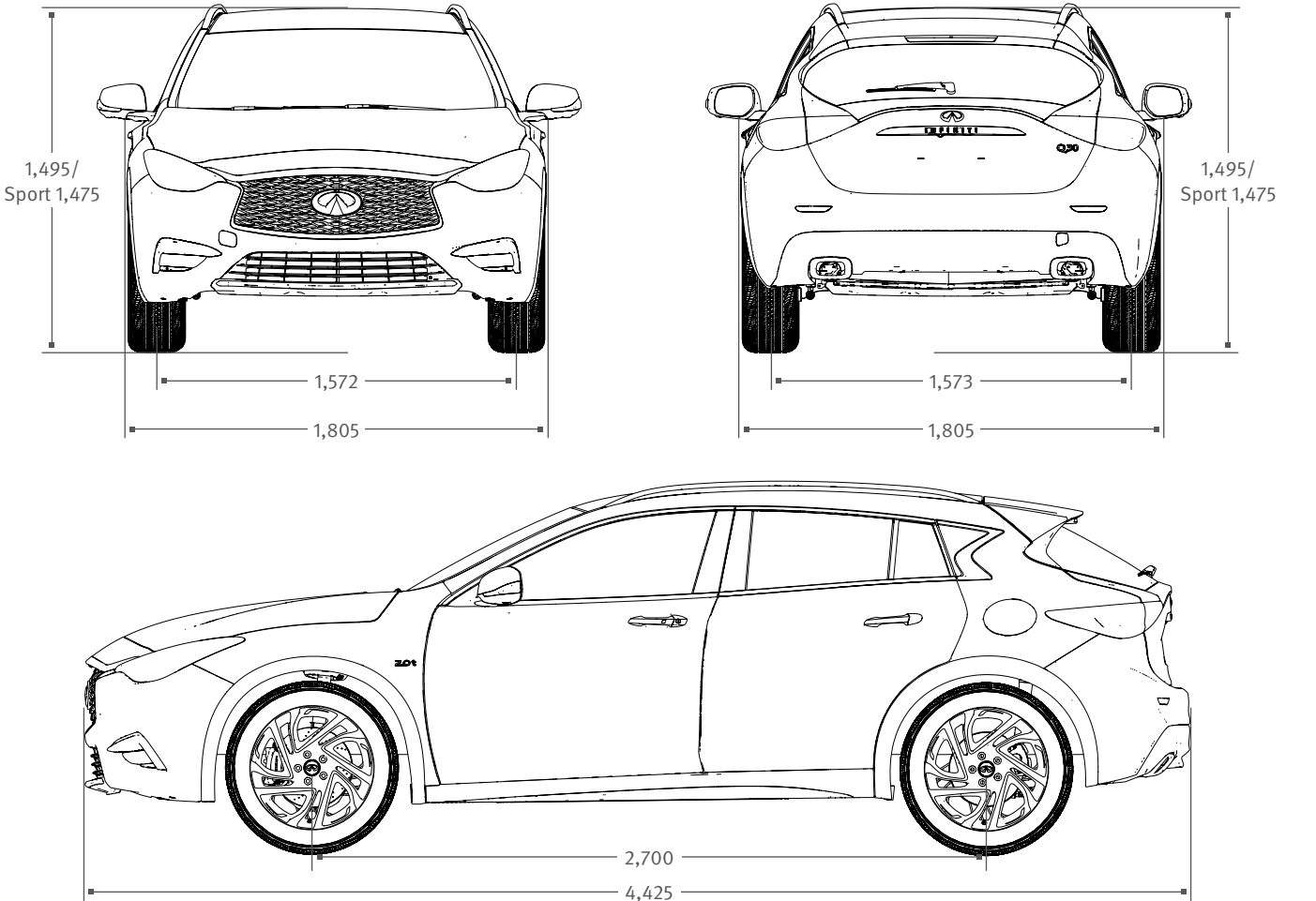
VARIANT/ENGINE AVAILABILITY	1.5d MT	1.5d DCT	2.2d DCT	2.2d DCT AWD	1.6t MT	1.6t DCT	2.0t DCT	2.0t DCT AWD
SE	✓	✓ ²	✓		✓	✓ ²		
Premium	✓	✓	✓	✓	✓	✓		
Premium City Black	✓	✓	✓	✓	✓	✓		
Premium Tech	✓		✓	✓	✓	✓		
Premium Tech Gallery White	✓		✓	✓	✓	✓		
Premium Tech Café Teak	✓		✓	✓	✓	✓		
Sport	✓		✓	✓			✓	✓
Sport City Black	✓		✓	✓			✓	✓
Business Executive	✓	✓	✓		✓	✓		

² Only available in combination with Business pack

COLOURS & TRIMS

	SE / Premium	Premium City Black / Business Executive	Premium Tech	Premium Tech Gallery White	Premium Tech Café Teak	Sport	Sport City Black
Upholstery	Cloth	Alcantara® and leatherette	Leather	Leather	Leather	Alcantara® and leatherette	Alcantara® and leatherette
Interior colours	Graphite	Graphite	Graphite	Wheat	Pure white	Chocolate brown	Graphite
Exterior colours	Code	Type					
Black Obsidian	KH3	Solid	■	■	-	■	■
Moonlight White	QAB		□	□	■	-	□
Blade Silver	KY0		□	□	-	-	□
Graphite Shadow	KAD		□	□	-	□	□
Malbec Black	GAC		□	□	■	-	□
Magnetic Red	NAJ	Metallic	□	□	■	-	□
Chestnut Bronze	CAN		□	□	-	□	□
Ink Blue	RBN		□	□	-	-	□
Liquid Copper	NAX		□	□	■	□	□
Roof trim							
Pebble cloth			■	-	-	-	-
Pebble Dinamica			-	■	-	-	-
Graphite Dinamica			-	■	-	■	■
Interior trims							
Black lacquer			■	-	■	-	■
Dark wood			-	■	-	-	-

- Standard (no additional cost)
- Optional (at a cost)
- Not available



All dimensions are indicated in mm.

TECHNICAL SPECIFICATIONS

1.5d MT		1.5d DCT		2.2d DCT		2.2d DCT AWD	
ENGINE							
Fuel Type		Diesel		Diesel		Diesel	
Cylinders		4		4		4	
Displacement		1,461 cc		2,143 cc		2,143 cc	
Valvetrain		OHC		DOHC		DOHC	
Intake System		Common Rail Direct Injection (CDI)		Common Rail Direct Injection (CDI)		Common Rail Direct Injection (CDI)	
Exhaust System		Single		Dual		Dual	
Power		80 kW (109 PS) at 4,000 rpm		125 kW (170 PS) at 3,400–4,000 rpm		125 kW (170 PS) at 3,400–4,000 rpm	
Torque		260 Nm at 1,750–2,500 rpm		350 Nm at 1,400–3,400 rpm		350 Nm at 1,400–3,400 rpm	
Transmission		6-speed manual transmission		7-speed dual clutch transmission (DCT) with manual mode and paddle shifts		7-speed dual clutch transmission (DCT) with manual mode and paddle shifts	
Driven Wheels		Front-Wheel Drive (FWD)		Front-Wheel Drive (FWD)		All-Wheel Drive (AWD)	
PERFORMANCE							
Top Speed		118 mph (190 km/h)		137 mph (220 km/h)		134 mph (215 km/h)	
0–100 km/h		12.0 s		8.3 s		8.5 s	
Estimated Fuel Consumption¹							
18" wheels	Urban	60.1 mpg (4.7 l/100 km)		53.3 mpg (5.3 l/100 km)		47.1 mpg (6.0 l/100 km)	
	Extra-urban	74.3 mpg (3.8 l/100 km)		72.4 mpg (3.9 l/100 km)		67.3 mpg (4.2 l/100 km)	
	Combined	68.9 mpg (4.1 l/100 km)		64.2 mpg (4.4 l/100 km)		57.6 mpg (4.9 l/100 km)	
	CO₂ Emissions	108 g/km		115 g/km		127 g/km	
19" wheels	Urban	58.9 mpg (4.8 l/100 km)		53.3 mpg (5.3 l/100 km)		47.1 mpg (6.0 l/100 km)	
	Extra-urban	74.3 mpg (3.8 l/100 km)		70.6 mpg (4.0 l/100 km)		65.7 mpg (4.3 l/100 km)	
	Combined	67.3 mpg (4.2 l/100 km)		64.2 mpg (4.4 l/100 km)		57.6 mpg (4.9 l/100 km)	
	CO₂ Emissions	109 g/km		116 g/km		129 g/km	
HANDLING							
Steering							
Type		Dual pinion electronically assisted		Dual pinion electronically assisted		Dual pinion electronically assisted	
Turning diameter		11.4 m		11.4 m		11.4 m	
Suspension							
Front		MacPherson strut with lower balljoint		MacPherson strut with lower balljoint		MacPherson strut with lower balljoint	
Rear		Multi-link		Multi-link		Multi-link	
Brakes							
Front		Brembo, single piston floating caliper, ventilated disc, 295 mm		Brembo, single piston floating caliper, ventilated disc, 295 mm		Brembo, single piston floating caliper, ventilated disc, 295 mm	
Rear		Brembo, single piston floating caliper, solid disc, 295 mm		Brembo, single piston floating caliper, solid disc, 295 mm		Brembo, single piston floating caliper, solid disc, 295 mm	
CAPACITIES AND WEIGHTS							
Kerb weight²		SE 1,434 kg Premium 1,464 kg Premium Tech 1,486 kg Sport 1,472 kg Business Executive 1,446 kg		SE / Business Executive 1,479 kg Premium 1,497 kg		SE 1,522 kg Premium 1,549 kg Premium Tech 1,573 kg Sport 1,560 kg Business Executive 1,534	
Gross Vehicle Weight (GVW)		1,960 kg		2,020 kg		2,075 kg	
Max trailer weight unbraked/braked		720 kg / 1,200 kg		750 kg / 1,500 kg		750 kg / 1,800 kg	
Luggage volume (VDA)		430 liters		430 liters		430 liters	
Fuel capacity		50 liters		50 liters		56 liters	
EXTERIOR							
Coefficient of drag		SE / Business Executive 0.30 Premium / Premium Tech 0.31 Sport 0.32		SE / Business Executive 0.30 Premium 0.31		SE 0.30 Premium / Premium Tech 0.31 Sport 0.31 Business Executive 0.30	

¹ Results based on EU regulated laboratory testing, and may not represent real-life driving results (which vary depending on driving behaviour, conditions and other factors).
² Figures quoted according to Directive 92/21/EC, version 95/48/EC (kerb weight with 90% fuel tank filling, 68 kg for the driver and 7 kg for luggage) for standard-specification vehicles. Optional equipment and accessories may increase this figure.

TECHNICAL SPECIFICATIONS

	1.6t MT	1.6t DCT	2.0t DCT	2.0t DCT AWD
ENGINE				
Fuel Type	Petrol	Petrol	Petrol	Petrol
Cylinders	4	4	4	4
Displacement	1,595 cc	1,595 cc	1,991 cc	1,991 cc
Valvetrain	DOHC	DOHC	DOHC	DOHC
Intake System	Direct Injection Gasoline (DIG)	Direct Injection Gasoline (DIG)	Direct Injection Gasoline (DIG)	Direct Injection Gasoline (DIG)
Exhaust System	Single	Single	Dual	Dual
Power	90 kW (122 PS) at 5,000 rpm	115 kW (156 PS) at 5,300 rpm	155 kW (211 PS) at 5,500 rpm	155 kW (211 PS) at 5,500 rpm
Torque	200 Nm at 1,250–4,000 rpm	250 Nm at 1,250–4,000 rpm	350 Nm at 1,200–4,000 rpm	350 Nm at 1,200–4,000 rpm
Transmission	6-speed manual transmission	7-speed dual clutch transmission (DCT) with manual mode and paddle shifts	7-speed dual clutch transmission (DCT) with manual mode and paddle shifts	7-speed dual clutch transmission (DCT) with manual mode and paddle shifts
Driven Wheels	Front-Wheel Drive (FWD)	Front-Wheel Drive (FWD)	Front-Wheel Drive (FWD)	All-Wheel Drive (AWD)
PERFORMANCE				
Top Speed	124 mph (200 km/h)	134 mph (215 km/h)	146 mph (235 km/h)	143 mph (230 km/h)
0–100 km/h	9.4 s	8.9 s	7.2 s	7.3 s
Estimated Fuel Consumption ¹				
18" wheels	Urban	35.8 mpg (7.9 l/100 km)	37.7 mpg (7.5 l/100 km)	–
	Extra-urban	57.6 mpg (4.9 l/100 km)	57.6 mpg (4.9 l/100 km)	–
	Combined	47.1 mpg (6.0 l/100 km)	48.7 mpg (5.8 l/100 km)	–
	CO ₂ Emissions	138 g/km	134 g/km	–
19" wheels	Urban	35.3 mpg (8.0 l/100 km)	37.7 mpg (7.5 l/100 km)	34.4 mpg (8.2 l/100 km)
	Extra-urban	57.6 mpg (4.9 l/100 km)	55.4 mpg (5.1 l/100 km)	55.4 mpg (5.1 l/100 km)
	Combined	47.1 mpg (6.0 l/100 km)	47.9 mpg (5.9 l/100 km)	45.6 mpg (6.2 l/100 km)
	CO ₂ Emissions	140 g/km	136 g/km	143 g/km
HANDLING				
Steering				
Type	Dual pinion electronically assisted	Dual pinion electronically assisted	Dual pinion electronically assisted	Dual pinion electronically assisted
Turning diameter	11.4 m	11.4 m	11.4 m	11.4 m
Suspension				
Front	MacPherson strut with lower balljoint	MacPherson strut with lower balljoint	MacPherson strut with lower balljoint	MacPherson strut with lower balljoint
Rear	Multi-link	Multi-link	Multi-link	Multi-link
Brakes				
Front	Brembo, single piston floating caliper, ventilated disc, 295 mm	Brembo, single piston floating caliper, ventilated disc, 295 mm	Brembo, single piston floating caliper, ventilated disc, 320 mm	Brembo, single piston floating caliper, ventilated disc, 320 mm
Rear	Brembo, single piston floating caliper, solid disc, 295 mm	Brembo, single piston floating caliper, solid disc, 295 mm	Brembo, single piston floating caliper, solid disc, 295 mm	Brembo, single piston floating caliper, ventilated disc, 295 mm
CAPACITIES AND WEIGHTS				
Kerb weight ²	SE 1,407 kg Premium 1,436 kg Premium Tech 1,458 kg Business Executive 1,419 kg	SE /Business Executive 1,453 kg Premium 1,470 kg Premium Tech 1,491 kg Sport 1,477 kg	Sport 1,488 kg	Sport 1,545 kg
Gross Vehicle Weight (GVW)	1,920 kg	1,920 kg	1,940 kg	1,990 kg
Max trailer weight unbraked/braked	700 kg / 1,200 kg	700 kg / 1,400 kg	730 kg/1,500 kg	750 kg / 1,800 kg
Luggage volume (VDA)	430 liters	430 liters	430 litres	430 liters
Fuel capacity	50 liters	50 liters	56 liters	56 liters
EXTERIOR				
Coefficient of drag	SE 0.29 Premium / Premium Tech 0.30 Business Executive 0.29	SE / Business Executive 0.30 Premium / Premium Tech 0.31 Sport 0.32	Sport 0.31	Sport 0.32

¹ Results based on EU regulated laboratory testing, and may not represent real-life driving results (which vary depending on driving behaviour, conditions and other factors).
² Figures quoted according to Directive 92/21/EC, version 95/48/EC (kerb weight with 90% fuel tank filling, 68 kg for the driver and 7 kg for luggage) for standard-specification vehicles. Optional equipment and accessories may increase this figure.



Visit us online to create your ideal Infiniti, get pricing and more.

www.infiniti.co.uk

Q30

CONNECT Join our community, and get the latest on Infiniti.

 [Facebook.com/InfinitiGB](https://www.facebook.com/InfinitiGB)

 [Twitter.com/InfinitiUK](https://twitter.com/InfinitiUK)

 [Instagram.com/InfinitiEurope](https://www.instagram.com/InfinitiEurope)

Reference number: I2161Q30BRUKEN