

# CIVIC

5 DOOR



Images are shown for illustration purposes only and show a left hand drive vehicle. In the UK, the Civic will be a right hand drive vehicle. These specification details do not apply to any particular product which is supplied or offered for sale. The manufacturers reserve the right to vary their specifications, including colours, with or without notice and at such times in such manner as they think fit. Major as well as minor changes may be involved. Every effort, however, is made to ensure the accuracy of the particulars contained in this brochure. This publication shall not constitute in any circumstances whatsoever an offer by the Company to any person. All sales are made by the Distributor or Dealer concerned subject to and with the benefit of the standard Conditions of Sale and Warranty given by the Distributor or Dealer, copies of which may be obtained from them on request. Whilst efforts are made to ensure specification accuracy, content is prepared several months in advance of circulation and consequently cannot always immediately reflect either changes in specification or in some isolated cases the provision of a particular feature. Customers are always advised to discuss available model line-up and specification details with the supplying Dealer especially if your model selection is dependent upon one of the features advertised. You accept that if you do go ahead and make a purchase or enter into any kind of transaction, whether for payment or not, you did so entirely in reliance on your own judgment and not in reliance on any verbal or written representations.

Honda (UK) - Cars Cain Road, Bracknell, Berkshire, RG12 1HL. Honda Contact Centre - Telephone: 0845 200 8000 [www.honda.co.uk](http://www.honda.co.uk)  
A division of Honda Motor Europe Ltd. No. 857969 Registered in England and Wales Part No: CAR-CIVICBR-0315 Issue Date: 03/15



Honda sources paper responsibly from manufacturers within the EU.  
Please don't bin me, pass me onto a friend or recycle me.

CONTENTS

- 03 EXTERIOR DESIGN
- 07 INTERIOR DESIGN
- 09 TECHNOLOGY
- 11 INTERIOR COMFORT
- 13 MAGIC SEATS
- 15 PERFORMANCE
- 17 EARTH DREAMS TECHNOLOGY
- 19 SAFETY
- 23 YOUR CIVIC
- 25 MODEL LINE-UP
- 35 UPHOLSTERY
- 37 COLOURS
- 39 PACKS AND SINGLE OPTIONS
- 43 SPECIFICATION
- 47 CIVIC DNA
- 49 POWER OF DREAMS

THE NEW CIVIC 5 DOOR  
**ADVANCED AND SPORTY**

**At Honda, we believe in constantly pushing the boundaries of excellence to achieve ever more powerful, efficient and enjoyable driving machines.**

The new Civic range is testament to this way of thinking. It has been refined, re-examined and re-styled, with dramatic looks that reflect its powerful performance, advanced technology that keeps you connected to every aspect of your drive, and exceptional levels of finish which surround you in comfort.

As you'd expect, the Civic range also features Honda's most advanced safety features, giving you complete peace of mind.

Model shown is Civic 1.6 i-DTEC Sport in Brilliant Sporty Blue Metallic with 17" sport alloys.  
Images are shown for illustration purposes only and show a left hand drive vehicle. In the UK, the Civic will be a right hand drive vehicle.







THE LOOKS TO MATCH  
**THE PERFORMANCE**

**Introducing a more aggressively styled Civic to the range. The new Civic Sport has been developed by the same team that created the stunning new Type R.**

And it shows; dramatic new styling from the grille incorporated into the racy new front, the colour coded rear spoiler and the sporty 17" black alloy wheels add a much more dynamic appearance and, most importantly, raise the hairs on the back of your neck.

Model shown is Civic 1.6 i-DETEC Sport in Brilliant Sporty Blue Metallic with 17" sport alloys.  
Images are shown for illustration purposes only and show a left hand drive vehicle. In the UK, the Civic will be a right hand drive vehicle.



SMALL DETAILS  
**BIG DIFFERENCES**

Every design feature in the new Civic, from the bold bright LED driving lights integrated into the sculpted headlights to the wrap-around rear spoiler, is designed to give an unmistakably sporty look.

The powerful engines deliver an effortless drive with more fuel efficiency and less noise.

The result is a car that not only looks great, but is responsive, efficient and intuitive to drive.

Model shown is Civic 1.8 i-VTEC EX Plus in Polished Metal Metallic.  
Images are shown for illustration purposes only and show a left hand drive vehicle. In the UK, the Civic will be a right hand drive vehicle.







## STYLE, COMFORT **CONTROL**

**Our most important consideration is the driver, which is why the new Civic range has been crafted around you. Power, control and comfort surround you and are placed effortlessly at your fingertips.**

The dual display dashboard ensures all the essential information on speed, revs and fuel consumption is arranged directly in front of you, making it easy and safe to read. The steering wheel controls and the new audio interface have all been carefully designed to give you total control of the road, the performance and the in-car environment.

Attention to detail is everything, so the Civic has been refined with chrome detailing emphasising its sporty nature and complementing the exterior's contemporary styling.

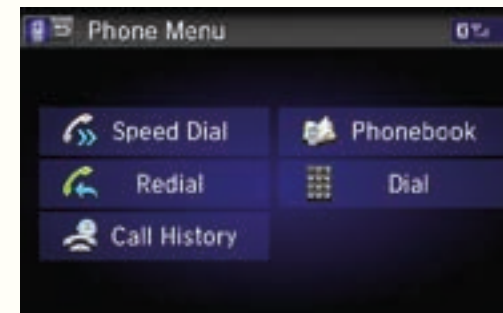
Model shown is Civic 1.8 i-VTEC EX Plus with automatic transmission, Driver Assistance Safety Pack and Honda CONNECT. For information on which grades these features are available on, please refer to specification pages 43-46.  
Images are shown for illustration purposes only and show a left hand drive vehicle.  
In the UK, the Civic will be a right hand drive vehicle.





#### PERSONALISED HOME SCREEN†

Personalise Honda CONNECT by uploading your favourite photo as wallpaper. The display can be customised and personalised to suit your style.



#### BLUETOOTH™ HANDS FREE TELEPHONE†

Use the intuitive touchscreen to access all your mobile phone contacts.



#### GARMIN NAVIGATION†

Garmin PhotoReal™ displays upcoming junctions with photo-realistic images of junctions and exits with arrow lane indication to provide clear guidance. The system also includes predictive routes, real-time traffic avoidance, road speed limit display, 3D buildings, terrain views and more.

## KEEPING YOU CONNECTED

**We've developed innovative and intelligent technology that enhances every journey.**

The Civic incorporates the new Honda CONNECT in-car audio and information system which keeps you in touch with all the things you love in life, like your music and your friends, all within one central touchscreen display which can be controlled with smartphone-like operation.

Honda CONNECT offers excellent connectivity to keep you in touch whilst on the road through Wifi tethering\* or Mobile Wifi Router.

The Honda CONNECT 7" touchscreen can be personalised with your favourite photos. It is also easy to select the soundtrack to your journey with Aha™ radio. You can listen to your favourite internet-delivered music services and radio programmes from around the world including news, weather, sports, podcasts and audiobooks.

The Bluetooth™ connectivity allows you to connect your smartphone to the Hands Free Telephone system within the car‡.

Furthermore it is possible to browse the internet\*\* on your touchscreen.

Garmin's award-winning satellite navigation is available as an option in Honda CONNECT and uses a simple icon menu to provide you with real time traffic information, road speed limit warnings as well as access to 5 years free map updates.

Honda CONNECT is also MirrorLink enabled\*\*\*.



#### AHA™

The Aha™ app enables you to connect to internet radio, access your Facebook™ and Twitter™ accounts and find nearby restaurants and hotels.

†Data usage and roaming charges may result from using applications on Honda CONNECT.  
 \*\*Function can only be used when the car is stationary.  
 \*\*\*This feature is only available where user's smartphone is compatible with Honda CONNECT MirrorLink. This technology enables the user to mirror their smartphone display and gain access to their smartphone applications.  
 ‡For information on which grades these features are available on, please refer to specification pages 43-46.  
 †††FT Compatibility may vary.





FEEL GOOD  
**INSIDE**

**The Civic's interior is a great place to be.**

Every part of its design has been given care and consideration, from the way the controls look and feel, to the support and comfort of the sculptured seats. After all, we aim to make every journey, however long, a joy.

On the new Sport grade, the black roof lining and pillars bring a sporty edge to the interior.

Model shown is Civic 1.6 i-DTEC Sport, manual transmission with fabric interior and Honda CONNECT.  
For information on which grades these features are available on, please refer to specification pages 43-46.  
Images are shown for illustration purposes only and show a left hand drive vehicle. In the UK, the Civic will be a right hand drive vehicle.



## ADAPTABLE FOR LIFE

We believe a car should adapt to you. The Civic's clever rear 'Magic Seats' fold into a range of configurations, so you can create the perfect space for whatever your journey requires. In one simple motion the seats lift up or fold down, locking easily into place, giving a unique option for carrying whatever you need.

With such flexibility, you can extend the already generous boot space to an impressive 1,378 litres, including 70 litres of under-floor storage space. Every occasion is catered for.







## PERFORMANCE

TO BE PROUD OF

**We're driving the limits of performance and efficiency. Our i-VTEC petrol engines and i-DTEC diesel engines are designed to deliver outstanding fuel economy, exhilarating performance and cleaner emissions.**

The 1.4 i-VTEC pushes small engine performance with 100PS and an impressive fuel economy of 52.3mpg with CO<sub>2</sub> emissions of 128 g/km<sup>†</sup>.

The powerful 1.8 i-VTEC has 142PS but still has the fuel efficiency of a smaller engine.

The new 1.6 i-DTEC delivers 120PS, with excellent fuel economy of 78.5mpg and CO<sub>2</sub> emissions of 94 g/km<sup>‡</sup>.

Now it's even easier to get the most out of our engines too. They all come equipped with a 6-speed manual transmission and a shift indicator that informs you of the best time to change gear, so you can maximise your fuel economy. And for those who prefer an automatic transmission, our 1.8 i-VTEC is available in 5-speed automatic transmission, with fuel economy of 44.8mpg and CO<sub>2</sub> emissions of 148 g/km.<sup>†</sup>

<sup>†</sup>1.4 i-VTEC manual transmission combined 51.4-52.3mpg, 128-131g/km CO<sub>2</sub>.

<sup>‡</sup>1.6 i-DTEC manual transmission combined 76.3-78.5mpg, 94-98g/km CO<sub>2</sub>.

<sup>†</sup>1.8 i-VTEC manual or automatic transmission combined 44.1-48.7mpg, 136-150g/km CO<sub>2</sub>.

For more information on performance, please refer to specification pages 43-46.  
Model shown is Civic 1.6 i-DTEC Sport in Brilliant Sporty Blue Metallic with 17" sport alloys.  
Images are shown for illustration purposes only and show a left hand drive vehicle. In the UK, the Civic will be a right hand drive vehicle.



PERFORMANCE  
AND EFFICIENCY

Featuring our Earth Dreams Technology engine, the Civic 1.6 i-DTEC is a finely tuned balance of performance and efficiency.

Delivering 120PS, it is unrivalled in its class for torque and power, with fuel efficiency of 78.5mpg and low emissions of 94 g/km CO<sub>2</sub>\*.

Available in all grades, this innovatively designed engine has been built with reduced weight and friction, enabling the engine to deliver the economy we all desire without compromising on performance. The result: fast response, a smooth drive and sporty handling too.

\*1.6 i-DTEC manual transmission combined 76.3-78.5 mpg, 94-98 g/km CO<sub>2</sub>. For more information on performance, please refer to specification pages 43-46.


Model shown is Civic 1.6 i-VTEC EX Plus in Polished Metal Metallic.  
Images are shown for illustration purposes only and show a left hand drive vehicle.  
In the UK, the Civic will be a right hand drive vehicle.





GREAT POWER  
GREAT RESPONSIBILITY

Feeling comfortable is more than innovative interior design; it's the feeling of being completely safe too. The Civic backs up all of its power and performance with state-of-the-art safety features.



Honda climate chamber at our Swindon manufacturing facility.

On the outside our Advanced Compatibility Engineering body structure absorbs and deflects impact away from you and your passengers, keeping everyone protected.

Inside, multiple airbags, Anti-lock Braking System, Electronic Brake-force Distribution and Vehicle Stability Assist all come as standard. Other intelligent features such as Brake Assist, which boosts braking power in an emergency, keep you safer than ever on the roads.

On top of all this, the Driver Assistance Safety Pack combines the very latest in recognition technology with intelligent features such as Traffic Sign Recognition, Lane Departure Warning and Blind Spot Indication.

You can feel assured knowing the Civic has a Euro NCAP 5 star rating, which is the maximum available in independent tests.

Limits are set, pushed, broken, and set again. At Honda, we test our engines to extremes, so you can drive with unconditional confidence.

It may seem excessive, but we heat our engines to over 80°C. Then we cool them to -30°C. We run them at high revs for days at a time. We take them apart and rebuild them. We do it over and over again. Why do we do this? We do this to be absolutely sure our engines are reliable on any road, in any conditions.

Honda's research and development facility in Tochigi not only provides a state-of-the-art research centre, it also includes a comprehensive proving ground as well. This allows us to develop vehicles that incorporate the kind of cutting-edge safety, performance and comfort that make them a sheer delight to drive.



Euro NCAP 5 star rating, the maximum available in these independent tests.

**EMERGENCY STOP SIGNAL**

If an emergency situation forces you to brake heavily, drivers behind you need as much warning as possible. Emergency Stop Signal does just that, automatically flashing the hazard lights in the event of hard braking to reduce the chance of a rear-end collision.

**COMING HOME / LEAVING HOME LIGHTS**

Your convenience is always a top priority for us at Honda. So when you park your Civic at night, it automatically leaves the headlights on for 15 seconds, illuminating your surroundings. And when you return to unlock the car, it repeats the action, to assist you quickly and safely in the dark.

**WHIPLASH LESSENING FRONT HEAD RESTRAINTS**

In the event of a collision, these front head restraints and 3-point ELR seatbelts help keep passengers safe and secure.

**AIRBAGS**

The Civic has been fitted with airbags all around, including curtain airbags. The Dual Supplemental Restraint System (SRS) gives complete protection.

**VEHICLE STABILITY ASSIST (VSA)**

Whilst driving, the VSA sensors monitor grip to calculate the amount of power or braking force needed for maximum control.

**DEFLATION WARNING SYSTEM (DWS)**

The Deflation Warning System monitors tyre pressure and lets you know if you might have a puncture.

Model shown is Civic 1.6 i-DTEC Sport in Brilliant Sporty Blue Metallic with 17" sport alloys.



EXTRA SMART  
**EXTRA SAFE**

**Everyone wants to protect their family.**

And no-one understands this more than us, which is why we offer Driver Assistance Safety Pack technologies.

The City-Brake Active System, which is standard on all grades, monitors the traffic in front of the car and warns of a forward collision, allowing the driver time to take action.

You can get that extra peace of mind by taking advantage of our most advanced technologies, such as our Lane Departure Warning alarm and the clever Forward Collision Warning, which monitors the area around the car to help you avoid collisions and keeps everyone that bit safer.

DRIVER ASSISTANCE SAFETY PACK



**Blind Spot Information**

Making lane changes and overtaking safer, this innovation warns you when vehicles are detected in your blind spot.

**Highbeam Support System**

The Highbeam Support System assesses the driving conditions around you and switches automatically between high and low beam.



**Forward Collision Warning**

Should the front camera pick up a car in front, the system warns of a front-on collision, allowing you time to take action.



**Traffic Sign Recognition System**

Traffic Sign Recognition System identifies traffic signs up to 100m away and relays this information to the driver via the i-MID as you pass them. Two signs can be displayed at any one time.



**Lane Departure Warning**

When road lines are detected and the car deviates from your current lane without indicating, Lane Departure Warning alerts you to the fact with audible and visual warnings.

**Cross Traffic Monitor**

When reversing, the Cross Traffic Monitor can detect approaching vehicles from either side and warns the driver of imminent danger. The warning appears on the i-MID.

CITY-BRAKE ACTIVE SYSTEM



1 While driving around town between 3-18mph, to give you the best chance of avoiding a collision, this system can monitor the distance between you and the car in front.

2 If you continue getting closer to a detected vehicle, the Civic gives you audible and visual warning via the i-MID display.

3 If you've still not reacted, and a collision is imminent, the City-Brake Active System can automatically apply emergency braking to reduce speed as much as possible. In good driving conditions it can even avoid a collision altogether.





YOUR CHOICE  
**YOUR CIVIC**



- S
- 1.6 i-DTEC

6-Speed manual transmission
- 1.4 i-VTEC

6-Speed manual transmission
- 1.8 i-VTEC

6-Speed manual transmission

5-Speed automatic transmission
- 16" alloy wheels
- Fabric upholstery

Shark fin antenna

Halogen headlights

LED daytime running lights

Headlight on/off timer (coming home/leaving home function)
- ECON mode

intelligent-Multi Information Display (i-MID)

Idle stop (manual transmission only)
- 1CD tuner

DAB radio

Auxiliary socket/USB connection†

4 speakers

Multi-function steering wheel

Bluetooth™ Hands Free Telephone (HFT)
- Climate control auto A/C

Rear wiper

Front and rear power windows

Tilt and telescopic steering wheel

Electric adjustable and heated door mirrors

Driver seat manual height adjustment

Magic Seats
- Engine immobiliser

Security alarm system

Tonneau cover



- City-Brake Active System
- Driver i-SRS airbag (dual stage inflation)
- Passenger SRS airbag with cut off switch
- Side airbags (front)
- Side curtain airbags (front and rear)
- Anti-Lock Braking System (ABS)
- Electronic Brakeforce Distribution (EBD)
- Brake Assist
- Vehicle Stability Assist (VSA)
- Hill Start Assist (HSA)

- ISO Fix points
- Tyre Deflation Warning System (DWS)

**Optional**  
Honda CONNECT with Garmin navigation, CD player, AM/FM/DAB tuner, internet radio, Aha™ app integration\* and internet browsing\*

Images are shown for illustration purposes only and show a left hand drive vehicle. In the UK, the Civic will be a right hand drive vehicle.

\*Connectivity for Aha™ app (including internet radio) and for internet browsing is through Wifi tethering or Mobile Wifi Router. Data usage and roaming charges may result from using applications on Honda CONNECT. We recommend you check your mobile phone subscribed package. Internet browsing function can only be used when the car is stationary.

Note: Honda CONNECT is also MirrorLink enabled (this feature is only available where user's smartphone is compatible with Honda CONNECT MirrorLink).

† Always use the recommended USB flash memory device. Some USB memory devices may not work in this audio unit.

For full specification of this grade please refer to pages 43-46.



BLUETOOTH™ HANDS  
FREE TELEPHONE (HFT)

A/C

Climate control  
auto A/C

Climate control will keep the car at a given temperature automatically.

City-Brake  
Active System

Operates when the vehicle is travelling at less than 18mph to help prevent low speed accidents.

CD Tuner-MP3  
compatible with  
USB/AUX jack

Integrate your digital music player with the MP3 compatible CD Tuner.



Electric adjustable  
heated door mirrors

Easy to adjust to your perfect angle and quick to clear on cold mornings.



Model shown is Civic 1.8 i-VTEC in Alabaster Silver Metallic with 16" alloy wheels.



SE PLUS

1.6 i-DTEC  
6-Speed manual transmission

1.4 i-VTEC  
6-Speed manual transmission

1.8 i-VTEC  
6-Speed manual transmission  
5-Speed automatic transmission

16" alloy wheels (i-DTEC)  
17" alloy wheels (i-VTEC)

In addition to features available on the S grade, the features on the SE grade include:

Leather wrapped steering wheel  
Leather wrapped gear knob  
Front fog lights

Honda CONNECT 7" touchscreen display with:  
AM/FM/DAB tuner, internet radio, Aha™ app integration\* and internet browsing\*  
2 x USB/HDMI connection†  
6 speakers  
Rear parking camera

Climate control dual auto A/C  
Cruise control with speed limiter  
Rain sensing wipers  
Dusk sensing lights  
Front and rear parking sensors (not available on 1.4 i-VTEC)  
Rear one touch power window (up/down)  
Remote power window (key fob operation)  
Electrically retractable door mirrors  
Remote retractable door mirrors (key fob operation)  
Passenger seat back pocket  
Rear armrest



Optional

Honda CONNECT with Garmin navigation and CD player  
Driver Assistance Safety Pack, including:  
Forward Collision Warning  
Traffic Sign Recognition System  
Lane Departure Warning  
Blind Spot Information incl. Cross Traffic Monitor  
Highbeam Support System  
Auto dim rear view mirror



CRUISE CONTROL

Images are shown for illustration purposes only and show a left hand drive vehicle. In the UK, the Civic will be a right hand drive vehicle.  
\*Connectivity for Aha™ app (including internet radio) and for internet browsing is through Wifi tethering or Mobile Wifi Router. Data usage and roaming charges may result from using applications on Honda CONNECT. We recommend you check your mobile phone subscribed package. Internet browsing function can only be used when the car is stationary.  
Note: Honda CONNECT is also MirrorLink enabled (this feature is only available where user's smartphone is compatible with Honda CONNECT MirrorLink).  
† Always use the recommended USB flash memory device. Some USB memory devices may not work in this audio unit.  
For full specification of this grade please refer to pages 43-46.

Rear parking camera

Situated in the tailgate, this gives you a clear view of what is behind you when you are reversing.



Retractable door mirrors

The retractable door mirrors are operated by the key fob, or via a button, great for parking in tight spaces.

Dusk sensing auto lights

Lights turn on automatically when the light drops significantly.



16" alloy wheels\*

16" alloy wheels\* give your Civic a distinctive and sporty look.

Front fog lights

Providing additional light in poor conditions, making driving easier and safer.



Model shown is Civic 1.8 i-DTEC SE Plus in Twilight Blue Metallic with 16" alloy wheels.  
\*17" alloy wheels standard with i-VTEC engine.



SPORT

1.6 i-DTEC

6-Speed manual transmission

1.8 i-VTEC

6-Speed manual transmission

5-Speed automatic transmission

17" sport alloy wheels

In addition to features available on the S grade, the features on the Sport grade include:

- Leather wrapped multi-function steering wheel
- Leather wrapped gear knob
- Alloy pedals
- Black roof lining
- Privacy glass
- Body coloured tailgate spoiler
- Sporty mesh grille
- Front fog lights

- Honda CONNECT 7" touchscreen display with: AM/FM/DAB tuner, internet radio, Aha™ app integration\* and internet browsing\*
- 2 x USB/HDMI connection†
- 6 speakers
- Rear parking camera

- Climate control dual auto A/C
- Cruise control with speed limiter
- Front and rear parking sensors
- Rear one touch power window (up/down)



Optional

Honda CONNECT with Garmin navigation and CD player

Driver Assistance Safety Pack, including:

- Forward Collision Warning
- Traffic Sign Recognition System
- Lane Departure Warning
- Blind Spot Information incl. Cross Traffic Monitor

- Highbeam Support System
- Rain sensing auto wipers
- Dusk sensing auto lights
- Auto dim rear view mirror



DRILLED ALUMINIUM SPORTS PEDALS

Images are shown for illustration purposes only and show a left hand drive vehicle. In the UK, the Civic will be a right hand drive vehicle.  
\*Connectivity for Aha™ app (including internet radio) and for internet browsing is through Wifi tethering or Mobile Wifi Router. Data usage and roaming charges may result from using applications on Honda CONNECT. We recommend you check your mobile phone subscribed package. Internet browsing function can only be used when the car is stationary. Note: Honda CONNECT is also MirrorLink enabled (this feature is only available where user's smartphone is compatible with Honda CONNECT MirrorLink).  
† Always use the recommended USB flash memory device. Some USB memory devices may not work in this audio unit.  
For full specification of this grade please refer to pages 43-46.



Privacy glass

Privacy glass creates a private space and a sporty edge to your Civic.

Sporty finish

Black roof lining and pillars add to the sporty feel of your Civic.



Sporty grade mesh grille

The lower mesh grille adds a sporty and distinctive look to further enhance your Civic.



17" Sport alloys

17" alloy wheels give your Civic a distinctive and sporty look.



Security alarm system

Designed to keep your Civic safe and secure.

Model shown is Civic 1.6 i-DTEC Sport in Brilliant Sporty Blue Metallic with 17" sport alloys.



SR

1.6 i-DTEC

6-Speed manual transmission

1.8 i-VTEC

6-Speed manual transmission

5-Speed automatic transmission

16" alloy wheels (i-DTEC)

17" alloy wheels (i-VTEC)

In addition to features available on the SE Plus grade, the features on the SR grade include:

- Leather upholstery
- Alloy pedals
- Ambient light
- Glass roof
- Privacy glass

Honda CONNECT with Garmin navigation, CD player, AM/FM/DAB tuner, internet radio, Aha™ app integration\* and internet browsing\* 8 speakers (high power audio, 320 watt)

- Auto dim rear view mirror
- Driver seat power lumbar adjust
- Heated seats (front)



Optional

Driver Assistance Safety Pack, including:

- Forward Collision Warning
- Traffic Sign Recognition System
- Lane Departure Warning
- Blind Spot Information incl. Cross Traffic Monitor
- Highbeam Support System



HALOGEN HEADLIGHTS & INTEGRATED DAYTIME RUNNING LIGHTS

Images are shown for illustration purposes only and show a left hand drive vehicle. In the UK, the Civic will be a right hand drive vehicle.  
\*Connectivity for Aha™ app (including internet radio) and for internet browsing is through Wifi tethering or Mobile Wifi Router. Data usage and roaming charges may result from using applications on Honda CONNECT. We recommend you check your mobile phone subscribed package. Internet browsing function can only be used when the car is stationary.  
Note: Honda CONNECT is also MirrorLink enabled (this feature is only available where user's smartphone is compatible with Honda CONNECT MirrorLink).  
For full specification of this grade please refer to pages 43-46.



Privacy glass

Privacy glass creates a private space and reduces the amount of sunlight entering the rear of your Civic.

Heated seats

Both the driver and front passenger seats include two-stage heating.

High-Power Audio

Enjoy high quality sound through the advanced 320W audio system.

Parking sensors

Parking sensors at the front and rear make getting into tight spaces easier. A recurring beep becomes more insistent the closer you get to an object.

Leather steering wheel

Gives your Civic a luxurious feel.

Halogen headlights

Providing powerful light to make night driving easier and creating an iconic and individual look to your Civic.

Model shown is Civic 1.8 i-DTEC SR in Passion Red Pearl with 16" alloy wheels.



EX PLUS

1.6 i-DTEC

6-Speed manual transmission

1.8 i-VTEC

6-Speed manual transmission

5-Speed automatic transmission

17" alloy wheels

In addition to features available on the SR grade, the features on the EX Plus grade include:

Interior blue ambient lighting (front door lining)  
LED headlights

Passenger seat power lumbar adjust  
Driver seat power adjustable side support

Smart keyless entry and start



Optional

Driver Assistance Safety Pack, including:  
Forward Collision Warning  
Traffic Sign Recognition System  
Lane Departure Warning  
Blind Spot Information incl. Cross Traffic Monitor  
Highbeam Support System

Images are shown for illustration purposes only and show a left hand drive vehicle. In the UK, the Civic will be a right hand drive vehicle.  
For full specification of this grade please refer to pages 43-46.



LEATHER SEATS

Leather interior

Leather adds a touch of luxury to the already well appointed interior.



Electric driver lumbar and side seat support

Driver's lumbar and side seat support can be adjusted for comfort and hold.

Panoramic glass roof

Providing light, air and a feeling of space, the panoramic glass roof extends almost to the windscreen.

Garmin Navigation

Photo-realistic images of junctions and exits providing clear guidance.



Ambient door pocket lighting

Subtle and smart blue light that highlights the door pocket area.

17" alloy wheels

17" alloy wheels give your Civic a distinctive and sporty look.


Smart keyless entry and start

Smart keyless entry and start allows you to lock, unlock and start the car whilst keeping the key in your pocket.



Model shown is Civic 1.8 i-VTEC EX Plus in Polished Metal Metallic with 17" alloy wheels.





INTERIOR  
**UPHOLSTERY**

Whichever colour paint you choose for your Civic you can be sure that the high quality upholstery will complement it perfectly.

- 01 BLACK LEATHER
- 02 GREY LEATHER
- 03 BLACK FABRIC

	Black Fabric	Grey Leather	Black Leather	Black Roof Lining	Grey Roof Lining
EX Plus	-	•	•	-	•
SR	-	•	•	-	•
Sport	•	-	-	•	-
SE Plus	•	-	-	-	•
S	•	-	-	-	•

Key: • Standard - Not available



YOUR PERFECT  
**COLOUR MATCH**

- 01 MILANO RED
- 02 CRYSTAL BLACK PEARL
- 03 GOLDEN BROWN METALLIC
- 04 ALABASTER SILVER METALLIC
- 05 POLISHED METAL METALLIC
- 06 TWILIGHT BLUE METALLIC
- 07 WHITE ORCHID PEARL
- 08 PASSION RED PEARL
- 09 BRILLIANT SPORTY BLUE METALLIC



Models shown are 1.8 i-VTEC EX Plus with 17" alloy wheels and Civic 1.6 i-DTEC Sport in Brilliant Sporty Blue Metallic with 17" sport alloy wheels. Images are shown for illustration purposes only and show a left hand drive vehicle. In the UK, the Civic will be a right hand drive vehicle.



CHOOSE YOUR FAVOURITE  
OPTION PACKS

As you would expect from Honda, each option has been developed, tested and built for safety, security and durability. Because they were developed at the same time as the car itself, you can be sure that every piece matches the same standards of quality and reliability. And each accessory is made to fit with the lines of the Civic. Bespoke and ready to go. The best of all worlds from Honda.



Image includes 17" Cobalt alloy wheels, available separately



Image includes 18" Hydrogen alloy wheels, available separately

PREMIUM  
PACK



The Premium Pack is a package of accessories stylishly designed to protect your car from scrapes, scratches, mud and sand.

- PACK CONTENTS:
- Elegance Floor Carpets
  - Doorstep Garnishes
  - Front & Rear Mudguards
  - Boot Tray



CHROME  
PACK



Emphasise the elegance of your Civic by adding several chrome accents.



- PACK CONTENTS:
- Front Grille Garnish
  - Window Decorations
  - Side Body Trim Decorations
  - Rear Skirt Garnish
  - Sports Tank Lid



Image includes 18" Inferno alloy wheels, available separately

RALLY RED EXTERIOR  
PACK



Distinguish yourself from the rest by giving your car that extra personal touch. The Red Exterior Pack gives a sporty look to your car using Rally Red accents all around the car.

- PACK CONTENTS:
- Front Grille Garnish
  - Door Mirror Covers
  - Rear Bumper Garnish
  - Roof Spoiler

RALLY RED INTERIOR  
PACK



Image includes Gearshift knob and Elegance floor carpets

Maximise the personality inside your car by applying the Red Interior Pack. This pack connects the colour accents of the exterior with the interior, emphasising the natural sportiness of the car.

- PACK CONTENTS:
- Air Outlet Decorations
  - Centre Console Decoration
  - Steering Wheel Garnish

SHINY BLACK INTERIOR  
PACK

Maximise the personality inside your car by applying the Shiny Black Interior Pack. This pack, connecting the colour accents of the exterior with the interior, emphasises the sportiness of the car.

- PACK CONTENTS:
- Air Outlet Decorations
  - Centre Console Decoration
  - Steering Wheel Garnish



ILLUMINATION  
PACK

Gives an ambient atmosphere to the interior of the car.



- PACK CONTENTS:
- Illuminated Doorstep Garnishes
  - Front Ambient Footlights



SINGLE  
OPTIONS

DETACHABLE  
TOW BAR



Fixed Tow Bar also available.

The Honda Genuine Tow Bar enables you to tow your caravan or trailer with a maximum towing capacity of 1000kg to 1400kg depending on your vehicle engine and transmission type. The detachable version has a foldable socket plate so it becomes invisible when not in use. The maximum vertical load is 75kg.

ROOF RACK  
AND ATTACHMENTS



Expand your car's carrying capacity with a strong, secure roof rack. Including four locks. Maximum load capacity using extra clamps: 70kg, maximum 75kg on roof.

DOG GUARD



The Dog Guard is designed to keep pets and luggage safely in the luggage compartment of your car while driving. It divides the passenger compartment from the luggage compartment.

PARKING  
SENSORS



Make parking safe and effortless by adding these front and rear parking sensors. Swing confidently into the tightest of parking spots. Eight sensors produce an audible signal when you are nearing an object and you can also clearly see the sensor detection on the car's intelligent-Multi Information Display (i-MID).

HONDA  
3D SOUND



We all want our car sound systems to reproduce faithfully the music of our chosen artists – whether it's a technical studio sound or the atmosphere of a full live performance. Through the addition of a compact DSP (digital signal processing) unit to the existing sound system in your Honda, you can enhance your listening experience to a concert hall feeling.



CHOOSE YOUR  
ALLOYS



17" RADIUM



17" NEON



17" COBALT



18" KRYPTON



18" HYDROGEN



18" NITROGEN



17" & 18" ARGON



18" INFERNO





	S			SE Plus			Sport		SR		EX Plus	
	1.6 i-DTEC Manual	1.4 i-VTEC Manual	1.8 i-VTEC Man/Auto	1.6 i-DTEC Manual	1.4 i-VTEC Manual	1.8 i-VTEC Man/Auto	1.6 i-DTEC Manual	1.8 i-VTEC Man/Auto	1.6 i-DTEC Manual	1.8 i-VTEC Man/Auto	1.6 i-DTEC Manual	1.8 i-VTEC Man/Auto
Engine												
Type	Diesel	Petrol	Petrol	Diesel	Petrol	Petrol	Diesel	Petrol	Diesel	Petrol	Diesel	Petrol
Displacement (cc)	1597	1339	1798	1597	1339	1798	1597	1798	1597	1798	1597	1798
Valve train	Chain Driven SOHC	Chain Driven SOHC	Chain Driven SOHC	Chain Driven DOHC	Chain Driven SOHC	Chain Driven SOHC	Chain Driven DOHC	Chain Driven SOHC	Chain Driven DOHC	Chain Driven SOHC	Chain Driven DOHC	Chain Driven SOHC
Emission standard	Euro 5	EURO 6	EURO 6	Euro 5	EURO 6	EURO 6	Euro 5	EURO 6	Euro 5	EURO 6	Euro 5	EURO 6
Fuel required	DIESEL	UNLEADED(95)	UNLEADED(95)	DIESEL	UNLEADED(95)	UNLEADED(95)	DIESEL	UNLEADED(95)	DIESEL	UNLEADED(95)	DIESEL	UNLEADED(95)
Performance												
Engine maximum power (kW @ rpm)	88 @ 4000	73 @ 6000	104 @ 6500	88 @ 4000	73 @ 6000	104 @ 6500	88 @ 4000	104 @ 6500	88 @ 4000	104 @ 6500	88 @ 4000	104 @ 6500
Engine maximum power (PS @ rpm)	120 @ 4000	100 @ 6000	142 @ 6500	120 @ 4000	100 @ 6000	142 @ 6500	120 @ 4000	142 @ 6500	120 @ 4000	142 @ 6500	120 @ 4000	142 @ 6500
Engine maximum torque (Nm @ rpm)	300 @ 2000	127 @ 4800	174 @ 4300	300 @ 2000	127 @ 4800	174 @ 4300	300 @ 2000	174 @ 4300	300 @ 2000	174 @ 4300	300 @ 2000	174 @ 4300
0 - 62 mph (seconds)	10.5	13.4	9.1/10.9	10.5	13.5	9.1/10.9	10.5	9.1/10.9	10.5	9.4/11.2	10.5	9.6/11.5
Maximum speed (mph)	129	116	134/130	129	116	134/130	129	134/130	129	134/130	129	134/130
Fuel Economy & Emissions¹												
Urban cycle (mpg)	70.6	42.2	38.7/32.5	70.6	42.2	37.2/32.5	68.9	37.2/32.5	70.6	37.2/32.5	68.9	37.2/32.5
Extra urban (mpg)	85.6	60.1	57.6	85.6	58.9	54.3/56.5	80.7	54.3/56.5	85.6	54.3/56.5	80.7	54.3/56.5
Combined (mpg)	78.5	52.3	48.7/44.8	78.5	51.4	46.3/44.1	76.3	46.3/44.1	78.5	46.3/44.1	76.3	46.3/44.1
Combined CO₂ (g/km)	94	129	137/148	94	131	145/150	98	145/150	94	145/150	98	145/150
Dimensions												
Overall length (mm)	4370	4370	4370	4370	4370	4370	4370	4370	4370	4370	4370	4370
Overall width (mm)	1770	1770	1770	1770	1770	1770	1770	1770	1770	1770	1770	1770
Overall width including door mirrors (mm)	2065	2065	2065	2065	2065	2065	2065	2065	2065	2065	2065	2065
Overall height - unladen (mm)	1470 (Shark Fin)	1470 (Shark Fin)	1470 (Shark Fin)	1470 (Shark Fin)	1470 (Shark Fin)	1470 (Shark Fin)	1470 (Shark Fin)	1470 (Shark Fin)	1470 (Shark Fin)	1470 (Shark Fin)	1470 (Shark Fin)	1470 (Shark Fin)
Wheelbase (mm)	2595	2595	2595	2595	2595	2595	2595	2595	2595	2595	2595	2595
Tread front (mm)	1540	1540	1540	1540	1540	1530	1530	1530	1540	1530	1530	1530
Tread rear (mm)	1540	1540	1540	1540	1540	1530	1530	1530	1540	1530	1530	1530
Ground clearance - with driver (mm)	145	140	140	145	140	140	145	140	145	140	145	140
Maximum seating capacity (persons)	5	5	5	5	5	5	5	5	5	5	5	5
Turning circle - at body (m)	11.28	11.28	11.28	11.28	11.86	11.86	11.86	11.86	11.28	11.86	11.86	11.86
Steering wheel lock to lock (wheel turns)	2.63	2.63	2.63	2.63	2.49	2.49	2.49	2.49	2.63	2.49	2.49	2.49
Capacity												
Boot capacity - rear seat up (litres, VDA method)	477	477	477	477	477	477	477	477	477	467/477	477	467/477
Boot capacity - rear seat down, load to window (litres, VDA method)	1210	1210	1210	1210	1210	1210	1210	1210	1210	1200/1210	1210	1200/1210
Fuel tank (litres)	50	50	50	50	50	50	50	50	50	50	50	50
Weight*												
Kerb weight (kg)	1307-1425	1184-1275	1207-1295 /1297-1372	1307-1425	1184-1275	1271-1341 /1297-1372	1307-1425	1271-1341 /1297-1372	1307-1425	1271-1341 /1297-1372	1307-1425	1271-1341 /1297-1372
Maximum permissible weight (kg)	1870	1680	1720/1790	1870	1680	1750/1790	1870	1750/1790	1870	1750/1790	1870	1750/1790
Payload (kg)	445	405	425/418	445	405	409/418	445	409/418	445	409/418	445	409/418
Maximum permissible axle weight - front and rear (kg)	1050-845	900-820	920-820/990-830	1050-845	900-820	950-830/990-830	1050-845	950-830/990-830	1050-845	950-830/990-830	1050-845	950-830/990-830
Maximum towing weight braked (kg)	1400	1200	1400/1000	1400	1200	1400/1000	1400	1400/1000	1400	1400/1000	1400	1400/1000
Maximum towing weight unbraked (kg)	500	500	500	500	500	500	500	500	500	500	500	500
Maximum roof load (kg)	75	75	75	75	75	75	75	75	45	45	45	45
Safety												
Driver i-SRS airbag (dual stage inflation)	•	•	•	•	•	•	•	•	•	•	•	•
Passenger SRS airbag	•	•	•	•	•	•	•	•	•	•	•	•
Side airbags (front)	•	•	•	•	•	•	•	•	•	•	•	•
Side curtain airbags (front and rear)	•	•	•	•	•	•	•	•	•	•	•	•
Whiplash lessening front headrests	•	•	•	•	•	•	•	•	•	•	•	•
Anti-lock Braking System (ABS)	•	•	•	•	•	•	•	•	•	•	•	•
Electronic Brakeforce Distribution (EBD)	•	•	•	•	•	•	•	•	•	•	•	•
Brake Assist	•	•	•	•	•	•	•	•	•	•	•	•
Vehicle Stability Assist (VSA)	•	•	•	•	•	•	•	•	•	•	•	•

¹Fuel consumption: This test is designed to give an indication of on-road fuel consumption.

\*Maximum towing weights are based on a 12% gradient and are tested in accordance with EU Regulations

	S			SE Plus			Sport		SR		EX Plus	
	1.6 i-DTEC Manual	1.4 i-VTEC Manual	1.8 i-VTEC Man/Auto	1.6 i-DTEC Manual	1.4 i-VTEC Manual	1.8 i-VTEC Man/Auto	1.6 i-DTEC Manual	1.8 i-VTEC Man/Auto	1.6 i-DTEC Manual	1.8 i-VTEC Man/Auto	1.6 i-DTEC Manual	1.8 i-VTEC Man/Auto
Safety												
Front seat belts with 2-stage	•	•	•	•	•	•	•	•	•	•	•	•
Emergency Locking Retractor (ELR)	•	•	•	•	•	•	•	•	•	•	•	•
Rear seatbelts with Emergency Locking Retractor (ELR)	•	•	•	•	•	•	•	•	•	•	•	•
ISOFIX points (outer rear seats)	•	•	•	•	•	•	•	•	•	•	•	•
Tyre Deflation Warning System (DWS)	•	•	•	•	•	•	•	•	•	•	•	•
Hill Start Assist (HSA)	•	•	•	•	•	•	•	•	•	•	•	•
City-Brake Active System	•	•	•	•	•	•	•	•	•	•	•	•
Forward Collision Warning	-	-	-	○	○	○	○	○	○	○	○	○
Traffic Sign Recognition System	-	-	-	○	○	○	○	○	○	○	○	○
Lane Departure Warning	-	-	-	○	○	○	○	○	○	○	○	○
Blind Spot Information incl. Cross Traffic Monitor	-	-	-	○	○	○	○	○	○	○	○	○
Security												
Engine immobiliser	•	•	•	•	•	•	•	•	•	•	•	•
Security alarm system	•	•	•	•	•	•	•	•	•	•	•	•
Ultrasonic sensor	-	-	-	-	-	-	-	-	•	•	•	•
Super locking	•	•	•	•	•	•	•	•	•	•	•	•
Remote central locking with 2 jack-knife keys	•	•	•	•	•	•	•	•	•	•	-	-
Smart keyless entry and start	-	-	-	-	-	-	-	-	-	-	•	•
Tonneau cover	•	•	•	•	•	•	•	•	•	•	•	•
Interior - Trim												
Fabric upholstery	•	•	•	•	•	•	•	•	•	•	-	-
Leather upholstery	-	-	-	-	-	-	-	-	•	•	•	•
Leather wrapped steering wheel	-	-	•	•	•	•	•	•	•	•	•	•
Leather wrapped gear knob	-	-	•	•	•	•	•	•	•	•	•	•
Alloy pedals	-	-	-	-	-	-	•	•	•	•	•	•
Black roof lining	-	-	-	-	-	-	•	•	-	-	-	-
Function & Technology												
ECON mode	•	•	•	•	•	•	•	•	•	•	•	•
Intelligent-Multi Information Display (i-MID)	•	•	•	•	•	•	•	•	•	•	•	•
Shift Indicator Light (SIL)	•	•	•	•	•	•	•	•	•	•	•	•
Electric Power Steering (EPS)	•	•	•	•	•	•	•	•	•	•	•	•
Idle Stop	•	•	●/-	•	•	●/-	•	•	•	•	●/-	●/-
Paddle shift	-	-	-/•	-	-	-/•	-	-	-	-/•	-	-/•
Comfort & Convenience												
Climate control auto air conditioning	•	•	•	-	-	-	-	-	-	-	-	-
Climate control dual auto air conditioning	-	-	-	•	•	•	•	•	•	•	•	•
Cruise control with speed limiter	-	-	-	•	•	•	•	•	•	•	•	•
Rain sensing auto wipers	-	-	-	•	•	•	○	○	•	•	•	•
Rear wiper	•	•	•	•	•	•	•	•	•	•	•	•
Dusk sensing auto lights	-	-	-	•	•	•	○	○	•	•	•	•
Auto dim rear view mirror	-	-	-	○	○	○	○	○	•	•	•	•
Parking sensors (front and rear)	-	-	-	•	•	•	•	•	•	•	•	•
Power windows (front and rear)	•	•	•	•	•	•	•	•	•	•	•	•
Driver and passenger one touch power window (up/down)	•	•	•	•	•	•	•	•	•	•	•	•
Rear one touch power window (up/down)	-	-	-	•	•	•	•	•	•	•	•	•
Key fob operation (windows)	-	-	-	•	•	•	•	•	•	•	•	•
Tilt and telescopic steering wheel	•	•	•	•	•	•	•	•	•	•	•	•
Electrically adjustable and heated door mirrors	•	•	•	•	•	•	•	•	•	•	•	•
Electrically retractable door mirrors	-	-	-	•	•	•	-	-	•	•	•	•
Remote retractable door mirrors (key fob operation)	-	-	-	•	•	•	-	-	•	•	•	•
Sunvisor vanity mirrors	•	•	•	•	•	•	•	•	•	•	•	•
Sunvisor vanity mirrors with illumination	•	•	•	•	•	•	•	•	•	•	•	•



	S			SE Plus			Sport		SR		EX Plus	
	1.6 i-DTEC Manual	1.4 i-VTEC Manual	1.8 i-VTEC Man/Auto	1.6 i-DTEC Manual	1.4 i-VTEC Manual	1.8 i-VTEC Man/Auto	1.6 i-DTEC Manual	1.8 i-VTEC Man/Auto	1.6 i-DTEC Manual	1.8 i-VTEC Man/Auto	1.6 i-DTEC Manual	1.8 i-VTEC Man/Auto
Comfort & Convenience												
Accessory socket (front)	•	•	•	•	•	•	•	•	•	•	•	•
Accessory socket (centre console)	•		•	•	•		•	•	•	•	•	•
Accessory socket (boot)	-	-	-	•	•	•	-	-	•	•	•	•
Boot cargo hook	•	•		•	•	•	•	•	•	•	•	•
Driver seat manual height adjustment	•	•	•	•	•	•	•	•	•	•	•	•
Driver seat power lumbar adjust	-	-	-	-	-	-	-	-	•	•	•	•
Driver seat power adjustable side support	-		-		-	-	-	-	-	•	•	•
Passenger seat power lumbar adjust	-	-	-	-	-	-	-	-	-	-	•	•
Passenger seat back pocket	-	-	-	•	•	•	-	-	•	•	•	•
Rear armrest	-	-	-	•	•	•	-	-	•	•	•	•
Heated seats (front)	-			-	-	-			•	•	•	•
Magic Seats	•	•	•	•	•	•	•	•	•	•	•	•
Sub boot	•	•	•	•	•	•	•	•	•	•	•	•
Interior Lights												
Multiplex meter blue illumination	•	•	•	•	•	•	•	•	•	•	•	•
Map light (front)	•		•	•	•	•	•	•	•	•	•	•
Ambient light	-	-	-	-	-	-	-	-	•	•	•	•
Boot light	•	•	•	•	•	•	•	•	•	•	•	•
Glove box light	-	-	-	-	-	-	-	-	-	-	•	•
Interior blue ambient lighting	-				-	-					•	•
Courtesy light	•	•	•	•	•	•	•	•	•	•	•	•
Audio & Communications												
1CD tuner (including DAB radio) - MP3 Compatible	•	•	•	-	-	-	-	-	-	-	-	-
Honda CONNECT (7" touchscreen, AM/FM/DAB, internet radio, Aha™ app integration, internet browsing)*	-	-	-	•	•	•	•	•	-	-	-	-
Honda CONNECT with GARMIN Navigation & CD player (7" touchscreen, AM/FM/DAB, internet radio, Aha™ app integration, internet browsing)*	○	○	○	○	○	○	○	○	•	•	•	•
USB/Aux Jack <sup>4</sup>	•	•	•	-	-	-	-	-	-	-	-	-
2x USB Jack/HDMI Jack	○	○	○	•	•	•	•	•	•	•	•	•
4 speakers	•	•	•	-	-	-	-	-	-	-	-	-
6 speakers	-	-	-	•	•	•	•	•	-	-	-	-
8 speakers	-			-	-	-	-	-	•	•	•	•
Steering wheel remote audio controls	•	•	•	•	•	•	•	•	•	•	•	•
Bluetooth™ Hands Free Telephone (HFT) system	•	•	•	•	•	•	•	•	•	•	•	•
Rear parking camera	-	-	-	•	•	•	•	•	•	•	•	•
Exterior												
Shark fin antenna	•	•	•	•	•	•	•	•	•	•	•	•
Glass roof	-	-	-	-	-	-	-	-	•	•	•	•
Tailgate windows tinted	•	•	•	•	•	•	•	•	•	•	•	•
Privacy glass	-	-	-	-	-	-	•	•	•	•	•	•
Tailgate spoiler body coloured	-			-	-	-	•	•	-	-	-	-
FR lower mesh grill	-	-	-	-	-	-	•	•	-	-	-	-

Key:    • Standard    ○ Optional    – Not available

	S			SE Plus			Sport		SR		EX Plus	
	1.6 i-DTEC Manual	1.4 i-VTEC Manual	1.8 i-VTEC Man/Auto	1.6 i-DTEC Manual	1.4 i-VTEC Manual	1.8 i-VTEC Man/Auto	1.6 i-DTEC Manual	1.8 i-VTEC Man/Auto	1.6 i-DTEC Manual	1.8 i-VTEC Man/Auto	1.6 i-DTEC Manual	1.8 i-VTEC Man/Auto
Exterior Lights												
Halogen headlights	•	•	•	•	•	•	•	•	•	•	-	-
LED headlights	-	-	-	-	-	-			-	-	•	•
Highbeam Support System	-	-	-	○	○	○	○	○	○	○	○	○
Front fog lights	-	-	-	•	•	•	•	•	•	•	•	•
LED Daytime Running Lights (DRL)	•	•	•	•	•	•	•	•	•	•	•	•
High mount brake light	•	•	•	•	•	•	•	•	•	•	•	•
Headlight Auto On/Off Timer (coming home/leaving home function)	•	•	•	•	•	•	•	•	•	•	•	•
Wheels												
16" alloy wheels	•	•	•	•	-	-	-	-	•	-	-	-
17" alloy wheels	-	-	-	-	•	•	-	-	•	•	-	-
17" alloy wheels (Sport design)	-	-	-	-	-	-	•	•	-	-	-	-
Tyres 205/55 R16	•	•	•	•	-	-	-	-	•	-	-	-
Tyres 225/45 R17	-	-	-	-	•	•	•	•	-	•	•	•
Tyre repair kit	•	•	•	•	•	•	•	•	•	•	•	•

Key:    • Standard    ○ Optional    – Not available



<sup>4</sup>Always use the recommended USB flash memory device. Some USB memory devices may not work in this audio unit.

<sup>†</sup>Fuel consumption CO<sub>2</sub> and weight figures are measured according to EC directive procedures. As a result of driving behaviour, road, traffic and weather conditions, general state and equipment level of the vehicle, real life fuel consumption and CO<sub>2</sub> figures may differ from these official values. In case of weight (defined as mass in running order), it applies to vehicles with standard equipment. Optional equipment may increase this figure and decrease the payload.

\*Connectivity for Aha™ app (including internet radio) and for internet browsing is through Wifi tethering or Mobile Wifi Router. Data usage and roaming charges may result in using applications on Honda CONNECT. We recommend you check your mobile phone subscribed package. Internet browsing function can only be used when the car is stationary. Note: Honda CONNECT is also MirrorLink enabled (this feature is only available where user's smartphone is compatible with Honda CONNECT MirrorLink).

Vehicle versions and equipment levels presented in this catalogue may not be available in all countries. For precise information, please contact your local Honda partner.

The Civic is covered by several different warranties as follows;

3 year or 100,000km Standard warranty

3 year Paint corrosion warranty

5 year Exhaust corrosion warranty

10 year Chassis corrosion warranty

12 year Structural corrosion warranty





## CIVIC DNA

Civic is a story of continued development, of re-evaluating and re-inventing, of trying new ideas and discovering new technologies. Our engineers have a clear vision, they want to build a car that balances impressive performance, a unique design and flexible space, a range that is specifically designed to have a variety of characters, a hatchback and a Tourer, cars that not only look good on the road, but are successful on the race track. In many ways it perfectly reflects our passion for creating cars that people love to own and, of course, love to drive.





## FOLLOW YOUR DREAMS

Dreams can be powerful, they push you to achieve more, to explore new ideas, new technologies and uncover new ways of solving problems. They can be the inspiration to design and build a true supercar like the dramatic new NSX, or the desire to create the technologically advanced new CR-V.

Dreaming of a better world for people to enjoy has given life to a humanoid robot called ASIMO, taken flight with HondaJet and created some of the most popular motorbikes on the planet. The knowledge we gain from all the things we do and all the things we learn, goes into everything we make, just like the Civic.